

# ESYBOX MAX

## ELECTRONIC BOOSTER SET



### TECHNICAL DATA

**Flow rate:** Up to 17,4 m<sup>3</sup>/h (For single unit)

**Head:** 113 m

**Type of pumped liquid:** Clean, free from solid or abrasive substances, non-viscous, non-aggressive, non-crystallized and chemically neutral

**Liquid temperature:** +50°C

**Maximum ambient temperature:** +55°C

**Maximum inlet pressure:** 5 bar

**Operation pressure:** 12 bar / 1200 kPa

**Constant pressure range:** 1-12 bar (3 bar by default)

**Motor protection class:** IP X5

**Motor insulation class:** F

**Impeller material:** Technopolymer

**Single phase power input:** 208-240V 50/60Hz

**Three phase power input:** 380-480V 50/60Hz

**Type of installation:** Fixed in vertical position

**Certification:** WRAS, ACS, NSF61 ( are pending approval )

Integrated pumping system for pressurization in commercial building service. Available in two power sizes, it consists of modular elements that allow different configurations to cover the needs of medium/large condominiums and high buildings (even over 14 floors).

Each unit consists of the single, double or triple connection base and the pumping units; a four-pumps system is available with the additional kit to connect two double bases.

The modular construction allows to assemble the pumping groups directly at the installation site (O.S.A. concept).

The silence and compactness of dimensions allow installation in all rooms, even inhabited.

### CONSTRUCTION FEATURES OF THE PUMP

Electronic vertical multi-impeller pump, with display, pressure sensors on intake and delivery, non-return valve on delivery and an integrated expansion tank. Pump body and impellers in technopolymer with steel jacket.

### CONSTRUCTION FEATURES OF THE MOTOR

Water-cooled permanent magnet motor, stainless steel motor jacket. Motor shaft in AISI 303 stainless steel.

### CONSTRUCTION FEATURES OF THE ELECTRONIC

The variable frequency drive keeps the pressure constant by varying the number of motor revolutions according to the request.

The expansion module (esy I/O, available as an accessory) makes it possible to interface Esybox Max with the other elements of the system (BMS).

Integrated protections: protection from dry running, amperometric and abnormal voltages, overheating, freezing, anti-blocking and anti-cycling.

### DCONNECT

It is possible to configure and view the operating parameters on the large Esybox Max display or thanks to the DConnect app and the integrated Wi-Fi module, it is possible to do it remotely with an active DConnect service (an Internet connection is required).

From a smartphone or a tablet it is possible to control and manage system pressure, alarms and check the instantaneous and historical consumption.





With DSync technology, the user experience of Esybox Max is simplified. Using their smartphone or tablet, the installer interfaces with the pump that automatically detects the language, the time and the unit of measurement used in the Country of installation. In the case of a booster set, once the installation of the first pump is completed, the Esybox Max automatically synchronize the other pumps. The DSync also allows you to connect the pump to the outside world, through the Modbus protocol.

Visit Plumb2u

See product

# ACCESSORIES

## ESYBOX MAX

	DESCRIPTION	MODEL	ESYBOX MAX	2 ESYBOX MAX	3 ESYBOX MAX	4 ESYBOX MAX
	<b>CONTROL PANEL</b> Electrical connection panels for 2 or 3 pumps complete with magnetothermic switches for powering multi-pump units. It can be installed on the wall or directly to Esybox Max units using the dedicated pillar kit.	CONTROL PANEL E2G5,2 M 230V		● Single phase		● 2 x Single phase
		CONTROL PANEL E2G7 T 400V		● Tree- phase		● 2 x Single phase
		CONTROL PANEL E3G10.5 T 400V			● Tree- phase	
	<b>PILLAR KIT</b> Useful for mounting the control panel EG on board of the 2 or 3 Esydock max. The bracket consist in a column, a bolt and a lower clamping bracket (all in steel).					● 2 x
	<b>ESy I/O</b> The electronic expansion module allows Esybox Max to interface with the external input/output devices (eg: float switch, pressure switch, remote alarm) and with the BMS world (Building Management System).		●	●	●	●
	<b>JOINT KIT</b> kit consisting of 2 pieces of 3-piece unions and 2 pieces of 2" nipples to connect the delivery and suction of a pair of 2 esydock max to create 4-unit Esybox max groups.					●

Visit [Plumb2u](#)

See product